



# Shin Hai Gas Co., Ltd.


## Investors Conference

# Safe Harbor Statement

- ❖ This presentation is prepared according to the reviewed financial statements by CPA and the financial numbers hereby are based on IFRS, please refer to the published financial statements for full content.
- ❖ This presentation contains certain forward-looking statements that are based on current expectations and are subject to known and unknown risks and uncertainties that could cause actual results to differ materially from those expressed or implied by such statements.
- ❖ Except as required by law, we undertake no obligation to update any forward-looking statements, whether as a result of new information, future events or otherwise.

# Company Introduction

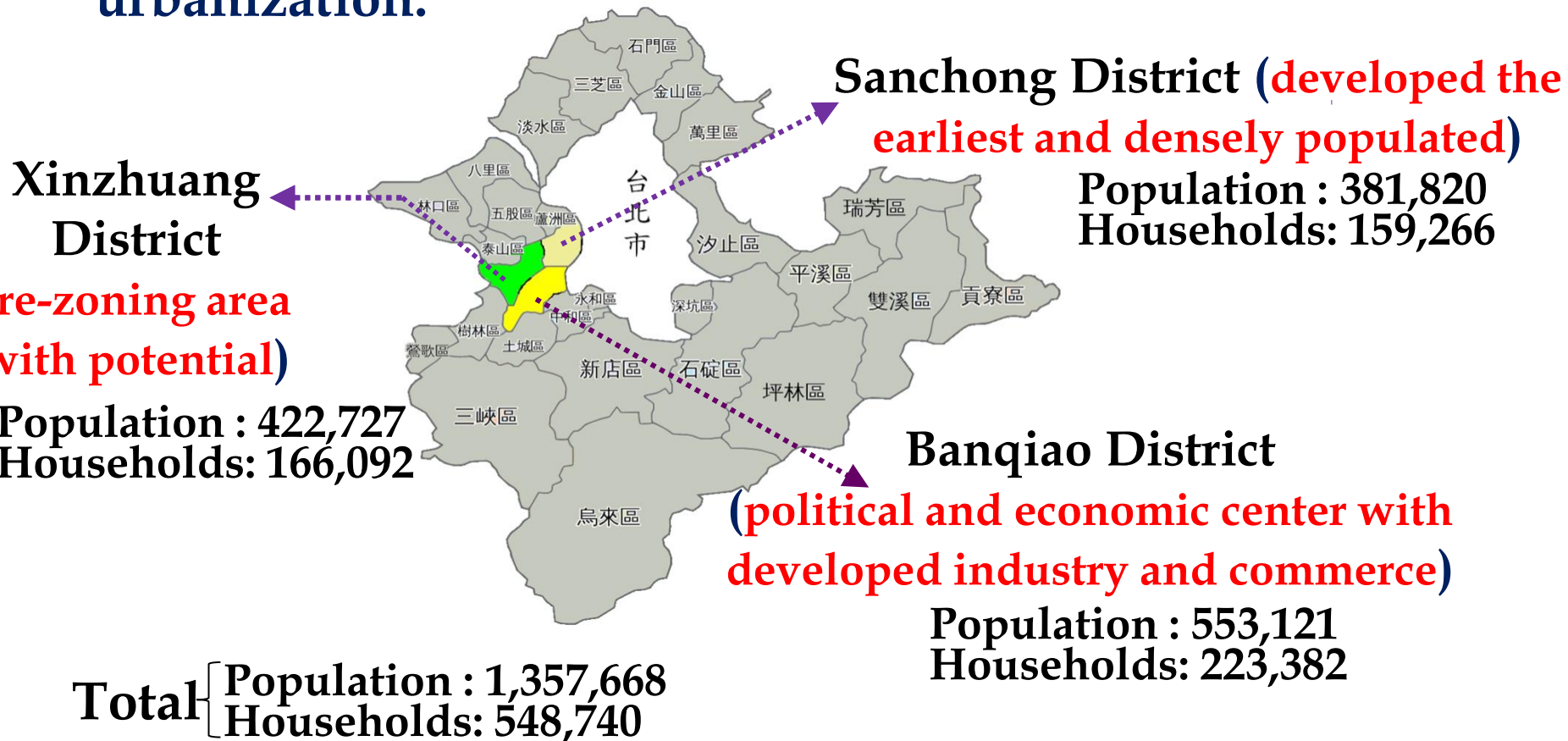
www.shinhaigas.com.tw



- ❖ Industry category: Oil, electricity and gas utility (public natural gas)
- ❖ Gas source: Exclusive supply from Taiwan CPC
- ❖ Stock code: 9926
- ❖ Paid-in capital: NT\$1,795,000,000
- ❖ Business areas: Sanchong, Banqiao and Xinzhuang Districts of New Taipei City

# Business areas

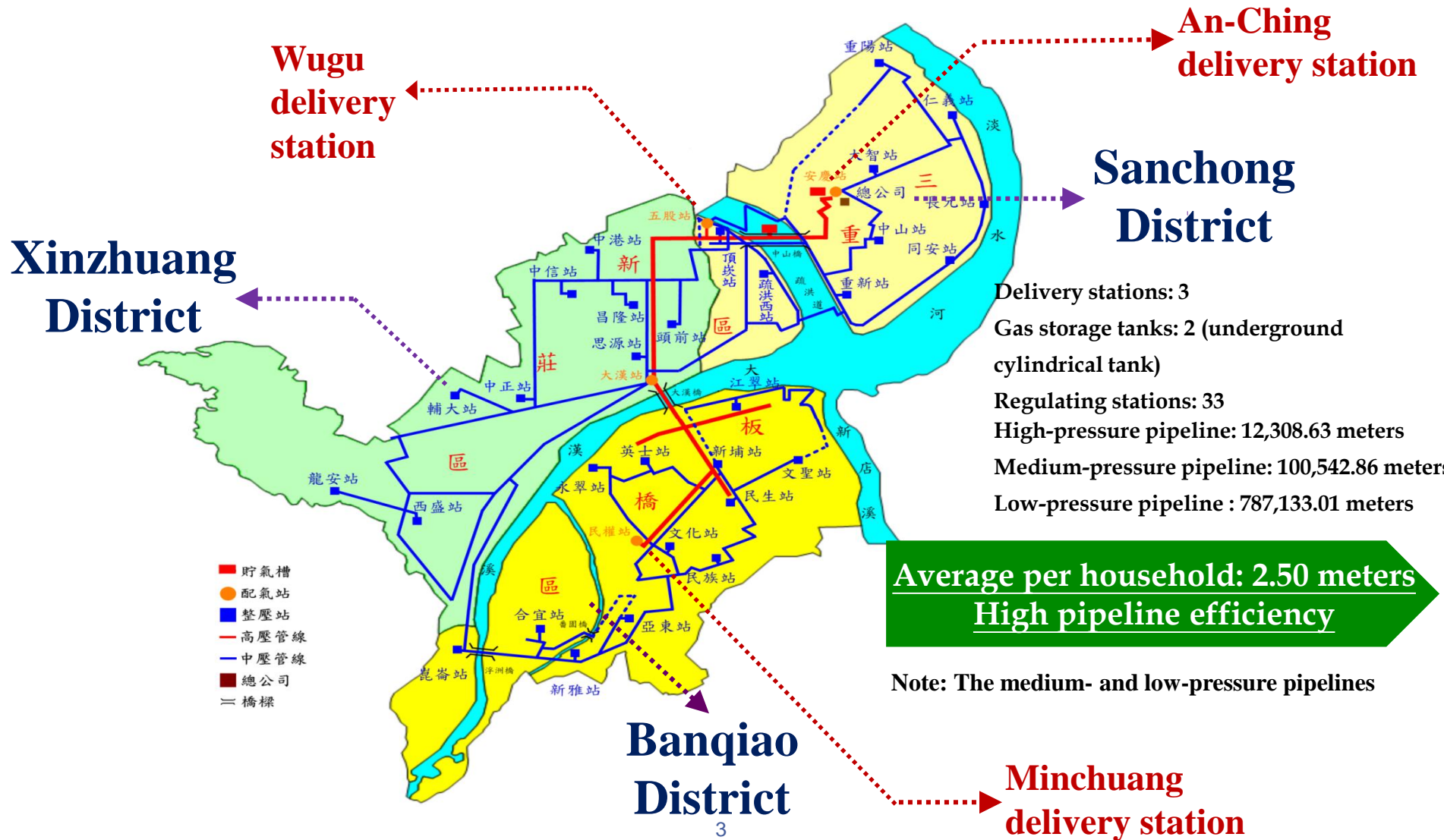
❖ Long pipeline extension. High population density. High urbanization.



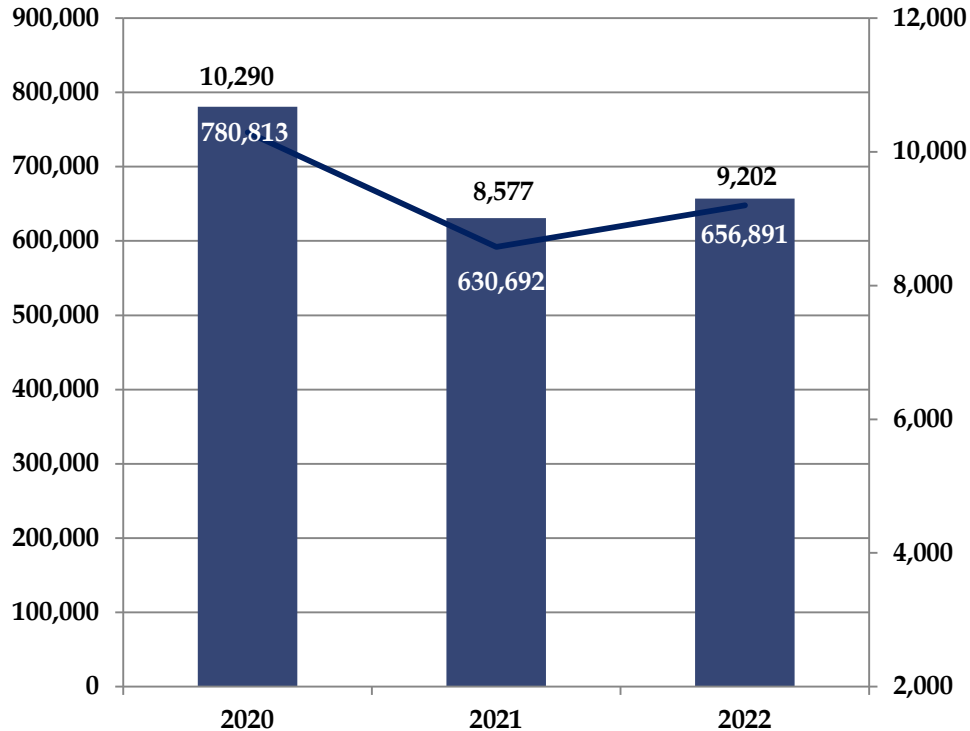


# Supply system

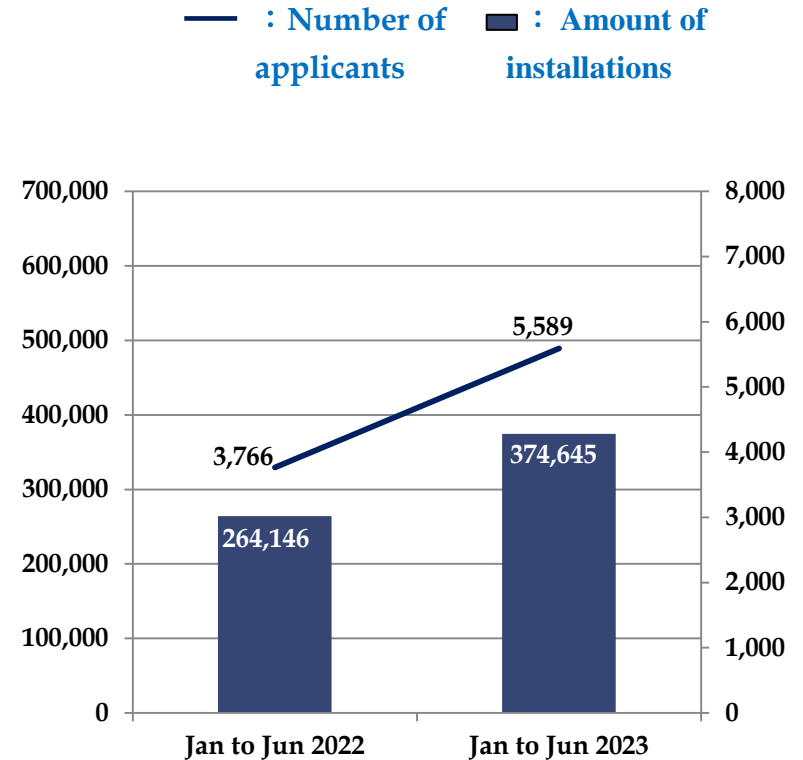
www.shinhaigas.com.tw



# Prepayment status for installation [www.shinhaigas.com.tw](http://www.shinhaigas.com.tw)



	2020	2021	2022
Number of applicants	10,290	8,577	9,202
Amount of installations	780,813	630,692	656,891

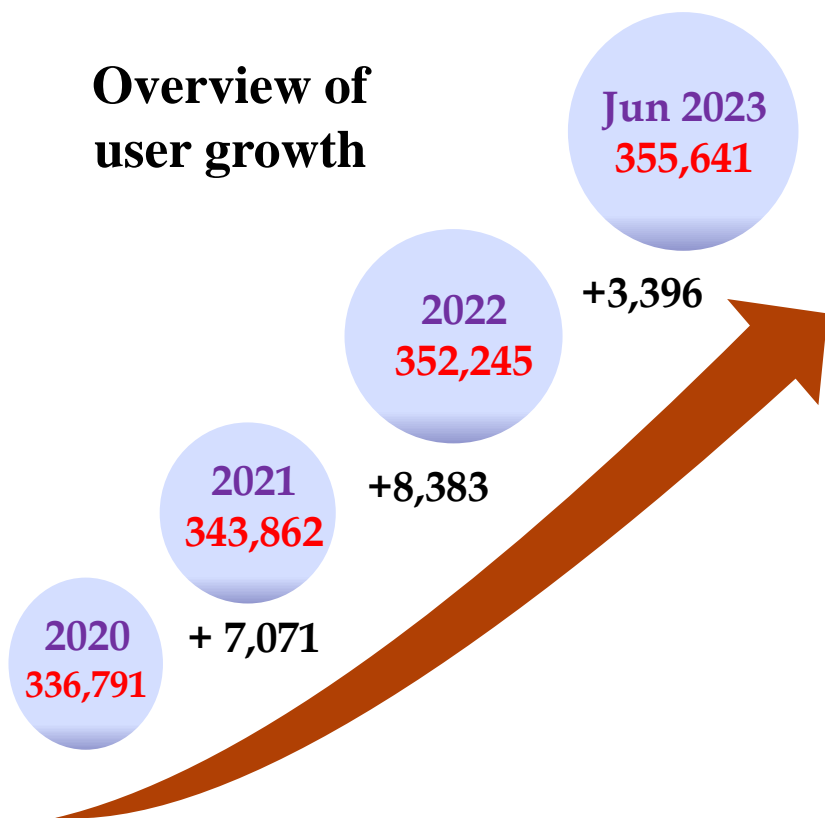


Jan to Jun 2022	Jan to Jun 2023
3,766	5,589
264,146	374,645

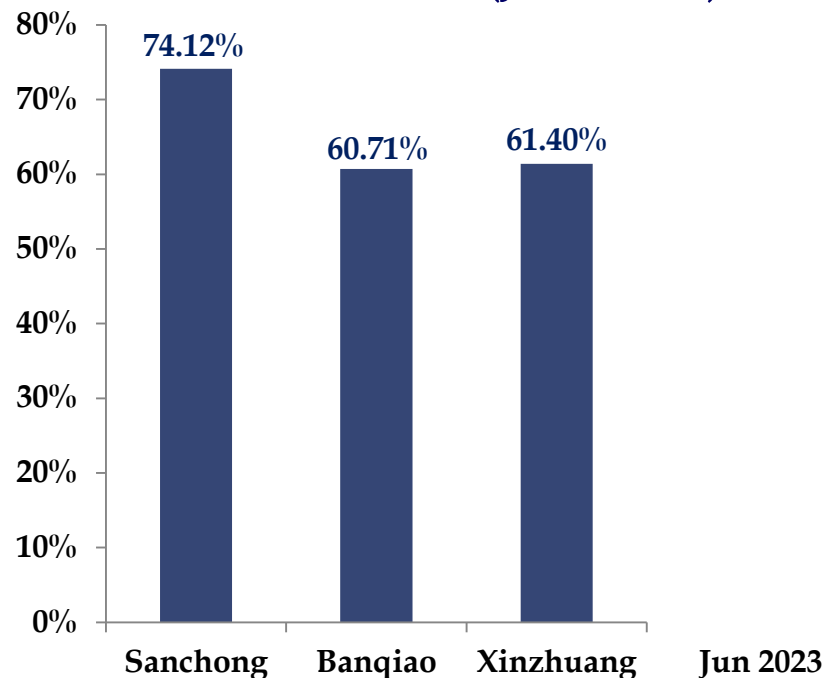
# Number of users and penetration rate

www.shinhaigas.com.tw

## Overview of user growth



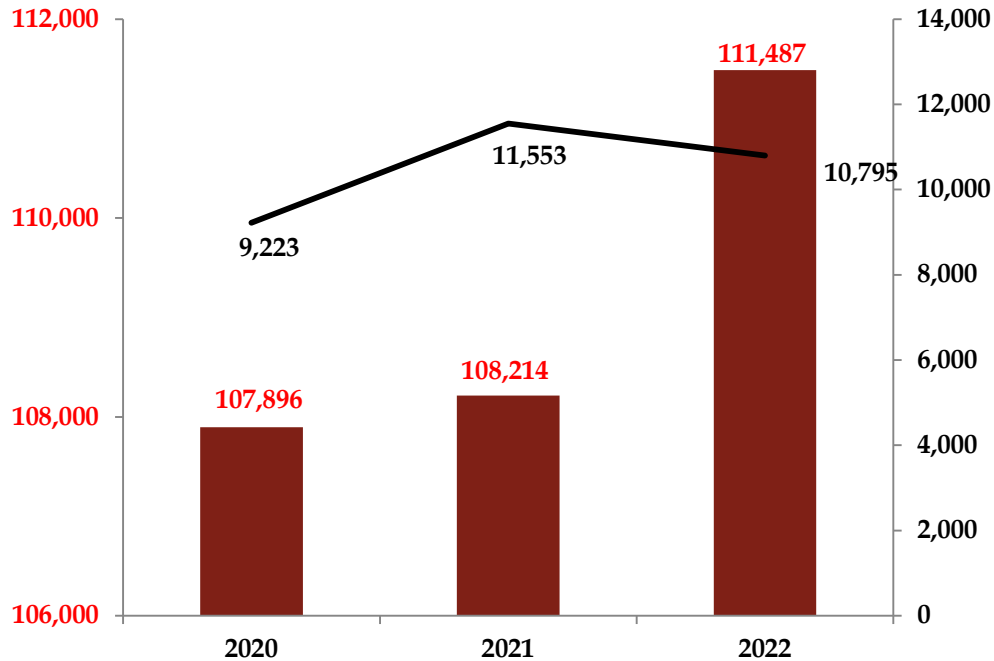
## Penetration rate of the entire area (Jun 2023)



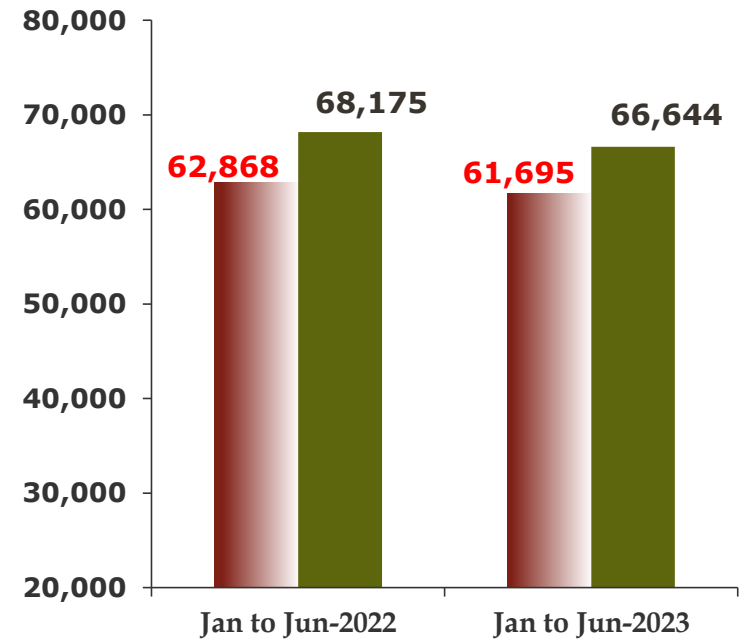
Year	2020	2021	2022	Jun 2023
Penetration rate of the entire area (%)	63.12	63.96	64.82	64.81

# Gas sales volume and growth rate [www.shinhaigas.com.tw](http://www.shinhaigas.com.tw)

■ : Home use    — : Non-home use    Unit : 1,000



■ : Home use    ■ : Total    Unit : 1,000



Gas sales volume	2020	2021	2022	Jan to Jun-2022	Jan to Jun-2023
Home use	107,896	108,214	111,487	62,868	61,695
Non-home use	9,223	11,553	10,795	5,307	4,949
Total	117,119	119,767	122,282	68,175	66,644



# Main operating income

www.shinhaigas.com.tw

Unit : 1,000

Items	2020	2021	2022	2022H1	2023H1
Natural Gas Revenue	1,667,111	1,600,265	1,668,378	909,355	902,146
Installation Revenue	265,928	292,130	310,086	161,279	172,723
Cable and Pipeline Lease Revenue	35,086	35,085	35,085	17,543	17,543
Other Operating Revenue	229,692	214,680	223,009	121,087	123,522
Total	2,197,817	2,142,160	2,236,558	1,209,264	1,215,934

# Consolidated Income Statement

www.shinhaigas.com.tw

Unit : 1,000

Items	2020	2021	2022	2022H1	2023H1
Operating Revenue	2,197,817	2,142,160	2,236,558	1,209,264	1,215,934
Operating Costs	(1,606,217)	(1,521,558)	(1,603,850)	(850,201)	(852,424)
Gross Profit	591,600	620,602	632,708	359,063	363,510
Operating Expense	(153,310)	(154,603)	(158,309)	(75,891)	(83,284)
Other Operating Income And expenses	1,416	1,632	2,439	1,996	1,915
Profit From Operations	439,706	467,631	476,838	285,168	282,141
Profit From Operations Rate(%)	20.01%	21.83%	21.32%	23.58%	23.20%
Non-Operating Income And Expenses	70,992	79,265	76,701	5,428	49,908
Tax Expense	(90,969)	(98,392)	(101,191)	(60,238)	(60,870)
Net Income For The Period	419,729	448,504	452,348	230,358	271,179
EPS(NTD)	2.34	2.50	2.52	1.28	1.51

# Consolidated Balance Sheet

www.shinhaigas.com.tw

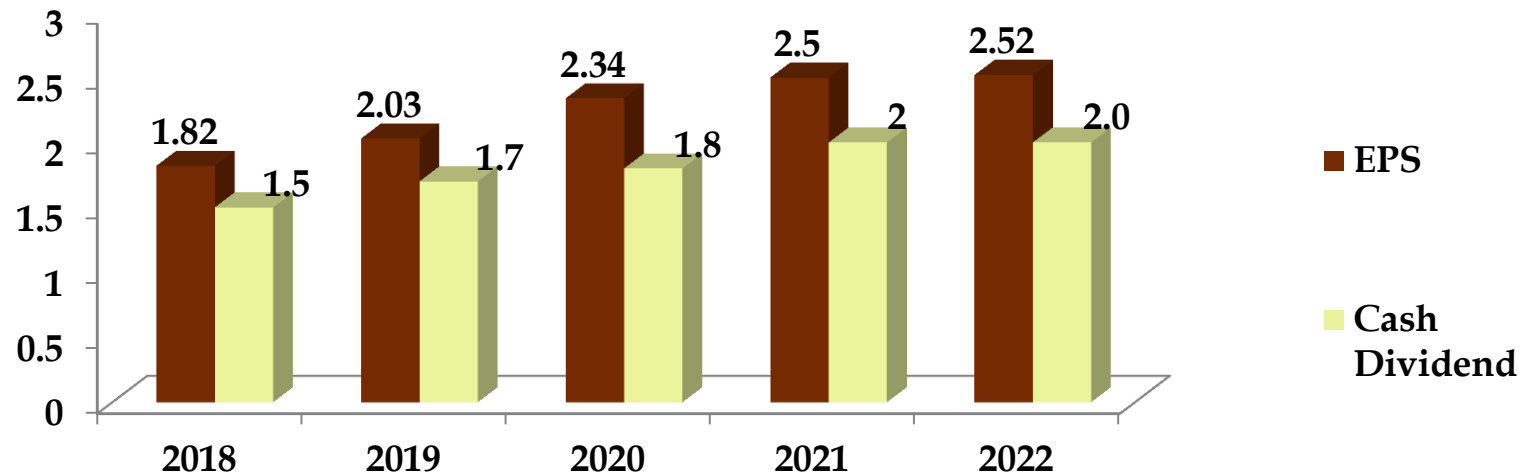
				Unit : 1,000
Items	2020	2021	2022	2023H1
<b>Total Asset</b>	<b>6,861,767</b>	<b>7,415,152</b>	<b>7,641,355</b>	<b>8,189,190</b>
Cash and Cash equivalents	468,460	610,987	514,923	761,892
Financial Asset at cost	1,040,000	1,140,000	1,250,000	1,330,000
Accounts Receivable	231,025	245,681	249,237	203,887
Inventory	143,056	165,883	201,441	207,684
Fixed Assets	3,303,792	3,368,549	3,411,159	3,457,074
<b>Total Liability</b>	<b>3,581,164</b>	<b>3,817,439</b>	<b>4,109,878</b>	<b>4,575,082</b>
Contractual Obligation	1,047,660	1,247,480	1,512,439	1,628,135
Accounts Payables	166,083	165,869	168,225	127,545
Other Payables	227,068	224,624	219,893	555,434
Long term Deferred Liabilities	1,941,778	1,985,248	2,022,770	2,059,319
<b>Total Equity</b>	<b>3,280,603</b>	<b>3,597,713</b>	<b>3,531,477</b>	<b>3,614,108</b>

# EPS & Dividend

www.shinhaigas.com.tw

Unit : NTD

Items	2018	2019	2020	2021	2022
EPS	1.82	2.03	2.34	2.50	2.52
Cash Dividend	1.50	1.70	1.80	2.00	2.00



# Distribution and storage equipment

[www.shinhaigas.com.tw](http://www.shinhaigas.com.tw)

**In line with national standards, or the standards of developed countries.**

**Establish disaster prevention facilities and maintenance measures.**

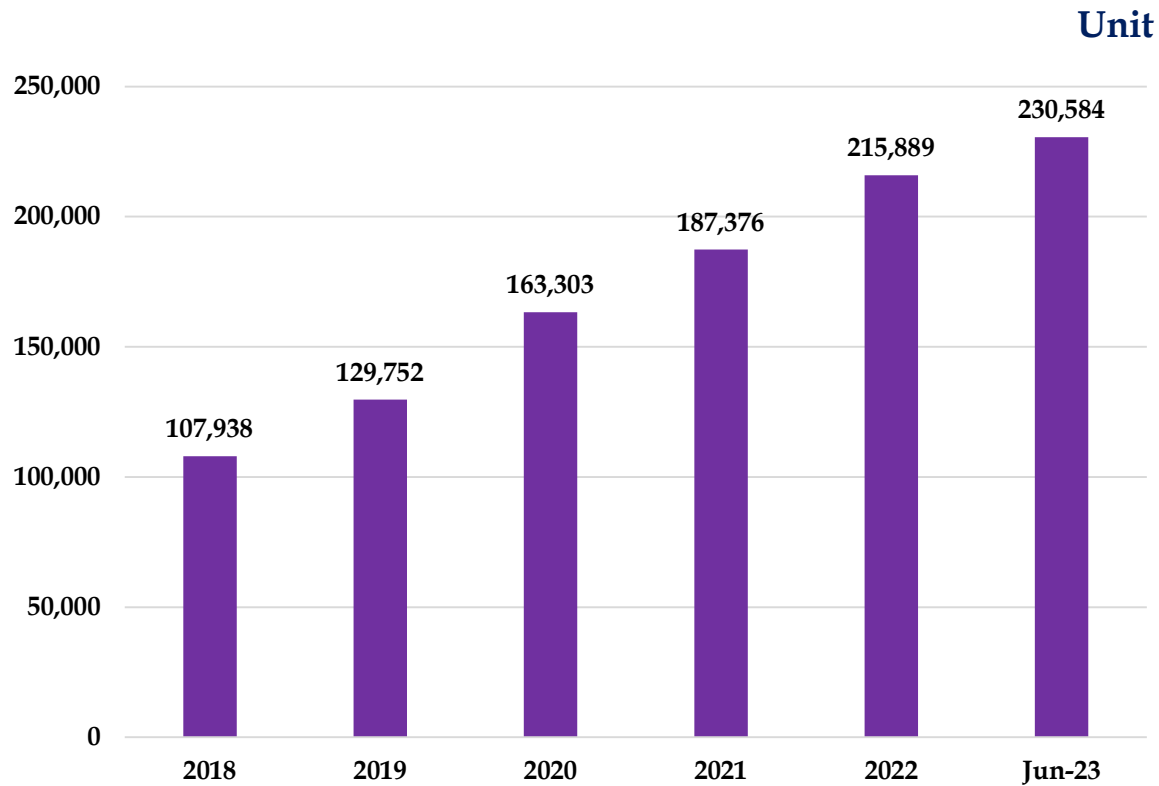




## Pressure regulating station Landscaping and good-neighborliness



**Installation for microcomputer instrument. 230,584 units have been installed by the end of Jun this year. Penetration rate of the entire area : 64.84% .**



# Gas use safety

## Periodic inspection

**Business user : once a year .     Home user : every two years .**

**Exception handler :**

**A**  
**Not at home**



(1) Uninspected last time on payment notice.  
(2) Another appointment or self inspection.  
(3) Supplementary inspection in 7 days.

**B**  
**Reject**



(1) Communication.  
(2) Communication by local government.

**C**  
**Community building**



(1) Assist by residents' committee for the apartment complex. ◦  
(2) Communication and Supplementary inspection

**D**  
**Multiple reject**



(1) Assist by local government. ◦  
(2) Compulsory inspection with the police. ◦

**E**  
**High risks**



(1) Sent the regular inspection notice.  
(2) Phone appointment immediately .



# Safety maintenance

[www.shinhaigas.com.tw](http://www.shinhaigas.com.tw)



## 2022 Status of gas pipeline replacement

Execution items	Length (Meters)	Achievement rate
Plan for replacement	3,410.0	-
Plan was replaced	2,270.0	66.6%
Plan was replaced + non-plan was replaced	5,195.6	152.4%
Execution items	Amount (NTD1,000)	Achievement rate
Plan for replacement	69,111	-
Plan was replaced	40,204	58.2%
Plan was replaced + non-plan was replaced	49,345	71.4%

Jun.2023  
Total number of employees  
164people  
Construction employees 99 people



Natural Gas Duct Piping Professionals  
Level A 88 people, Level B 11 people



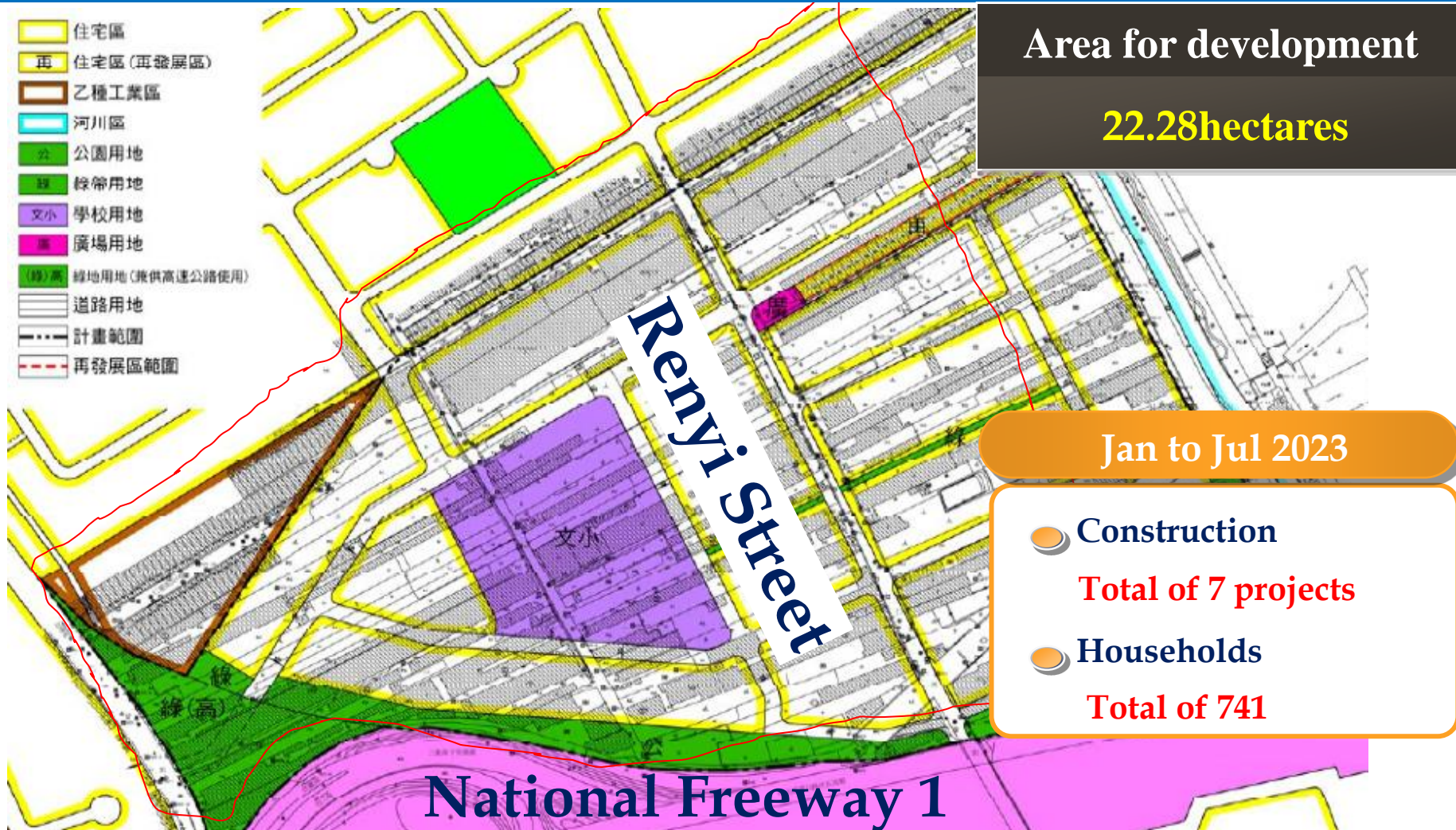
## Banqiao Jiang-Yong-Cui re-zoning area



# Development opportunity –Medium term

www.shinhaigas.com.tw

## Re-zoning area of Renyi Section in Sanchong District





# Development opportunity –Medium term

www.shinhaigas.com.tw

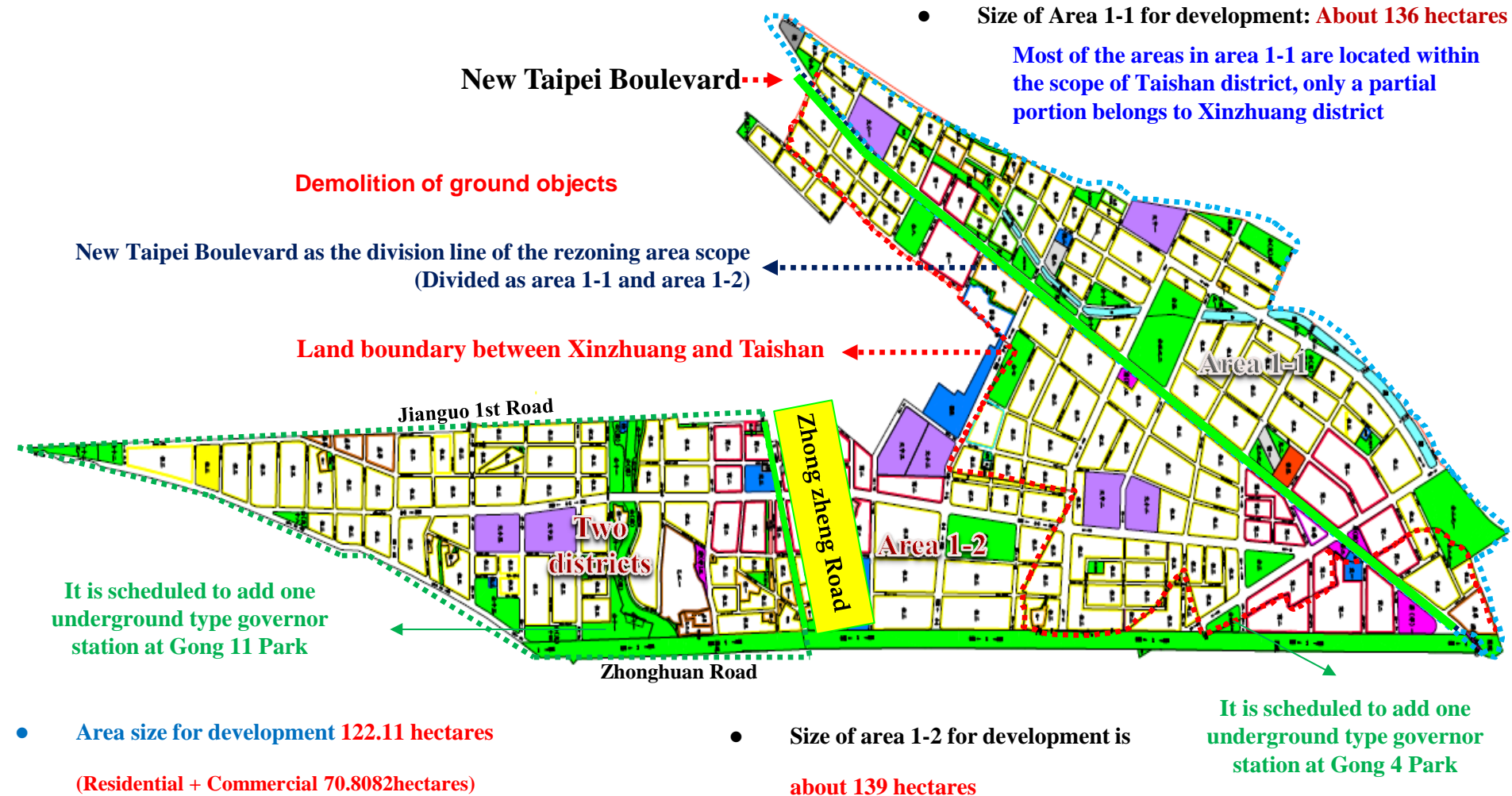
## Overall development area on both sides of Erchong Floodway

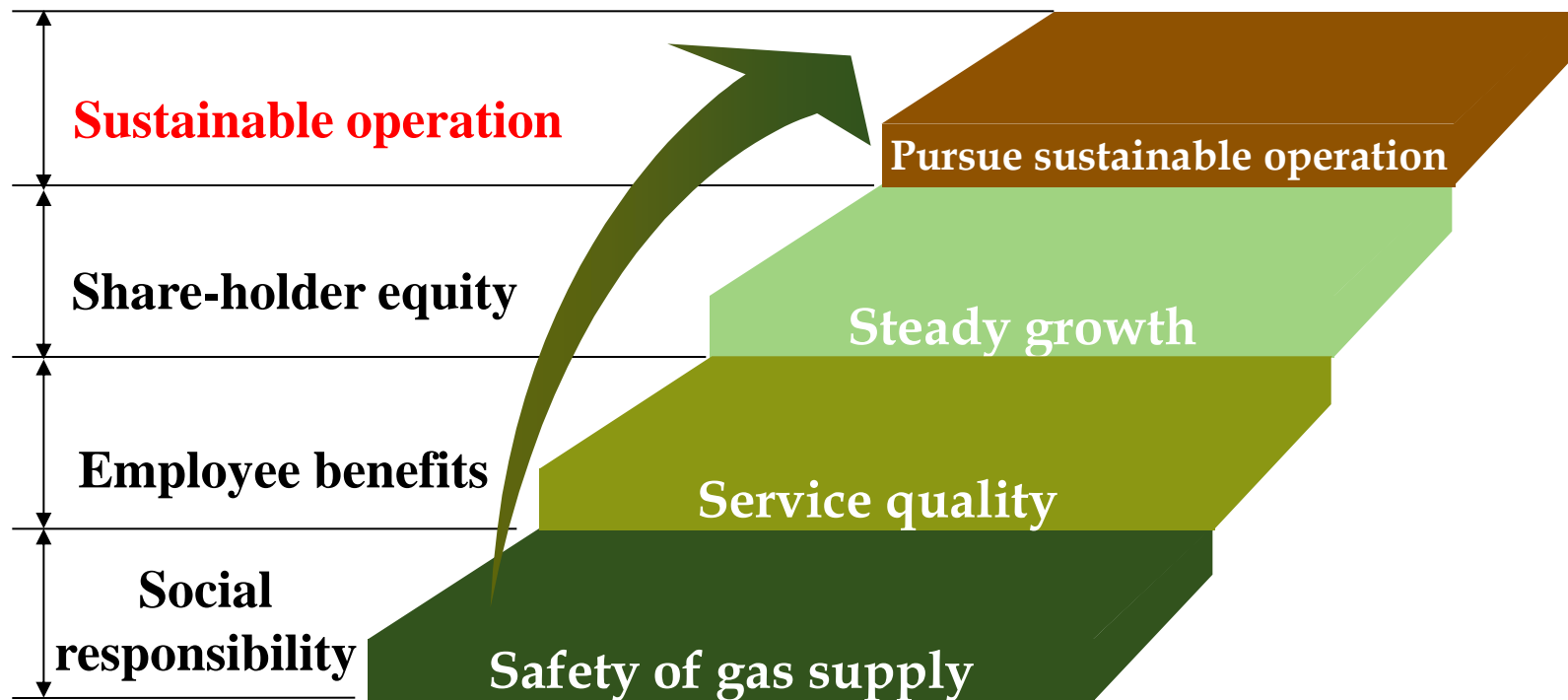


# Development opportunity –Long term

www.shinhaigas.com.tw

## Explanation of the scope of Wen Zai Zhen Urban Land Consolidation Project







Thank  
you!